



Here you will find information on cloth sizes and layouts. Please be aware that the model C cloth shown is the current production cloth. Some locations may prefer to add or remove foam, or they may want half cloth on the Passenger Side Upper Hub cloth. If any changes need to be made you need to indicate that in your paperwork. Also be aware the layout and size of mitter curtains for each machine orientation and indicate size and color when requesting.

If you recommend or order cloth, be sure to notate the current length of the cloth. When a bottom hub is brand new it is 18" long from aluminum hub to end of the fingers. We recommend replacement once it is below 13". If you are requesting a quote, or for cloth to be shipped, you must give all information needed. You are responsible for correct cloth being shipped. You must indicate model (e.g. Rollover Model C), location (e.g. PR and DR lower hub cloth), and color (e.g. black) of brush cloth. If you are ordering all cloth, please specify whether that includes mitter curtains and give lengths.



Mitter Curtain Layout

Single Aurora Retract/3K Single & Double Retract

Driver Front			Pass Front
72 72 72 72	78 78 78 78	78 78 78 78	72 72 72 72
	78 78 78 78	72 72 72 72	78 78 78 78
Driver Rear			Pass Rear

Rollover no Retract (Drive in back out)

Driver Front			Pass Front
66 66 66 66	72 72 72 72	72 72 72 72	66 66 66 66
	72 72 72 72	66 66 66 66	72 72 72 72
Driver Rear			Pass Rear

Double Aurora Retract

Driver Front			Pass Front
84 84 84 84	90 90 90 90	90 90 90 90	84 84 84 84
1-ply	1-ply 2-ply	2-ply 1-ply	1-ply
90 90 90 90	84 84 84 84	84 84 84 84	90 90 90 90
Driver Rear			Pass Rear

Flex Wrap Drive Thru

Brush Side			Pass Front
66 66 66 66	66 66 66 66	78 78 78 78	78 78 78 78
	84 84 84 84	84 84 84 84	84 84 84 84
Entrance Side			Entrance Side



Rollover 90" no retract

Driver Front			Pass Front
74 74 74 74	80 80 80 80	80 80 80 80	74 74 74 74
80 80 80 80	74 74 74 74	74 74 74 74	80 80 80 80
Driver Rear			Pass Rear

Rollover 90" with retract

Driver Front			Pass Front
78 78 78 78	84 84 84 84	84 84 84 84	78 78 78 78
84 84 84 84	78 78 78 78	78 78 78 78	84 84 84 84
Driver Rear			Pass Rear

Rollover 102"

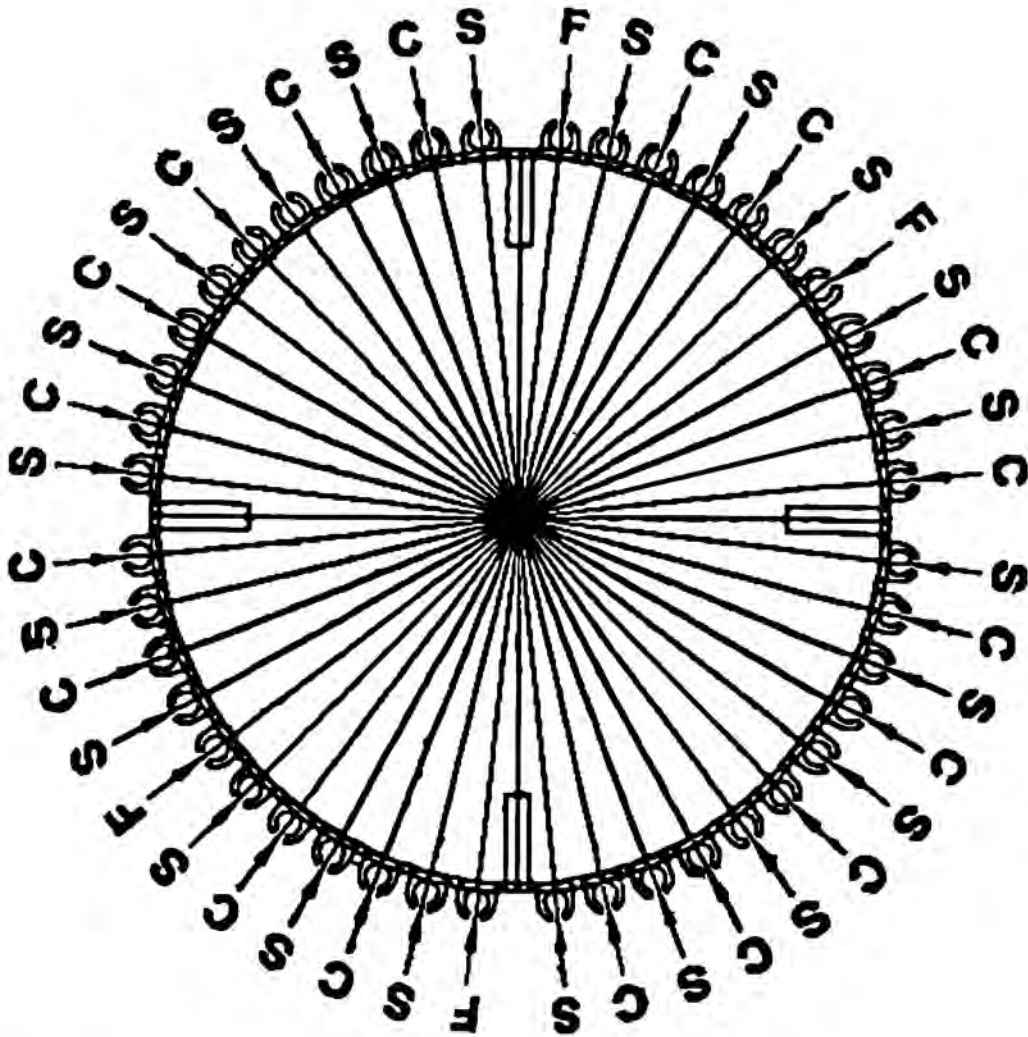
Driver Front			Pass Front
90 90 90 90	96 96 96 96	96 96 96 96	90 90 90 90
96 96 96 96	90 90 90 90	90 90 90 90	96 96 96 96
Driver Rear			Pass Rear

Knuckler Drive Thru

Brush Side			Pass Front
66 66 66 66	66 66 66 66	66 66 66 66	66 66 66 66
72 72 72 72	72 72 72 72	72 72 72 72	72 72 72 72
Entrance Side			Entrance Side

8x18x20
Front
Bottom Row

CONFIDENTIAL



F = Foam Pads
C = Cloth Pads
S = Spacers

Car Wash Model C Foam Addition

3k Current layout with or without foam

This is the size cloth we will now use on all production and replacement cloth unless otherwise stated.

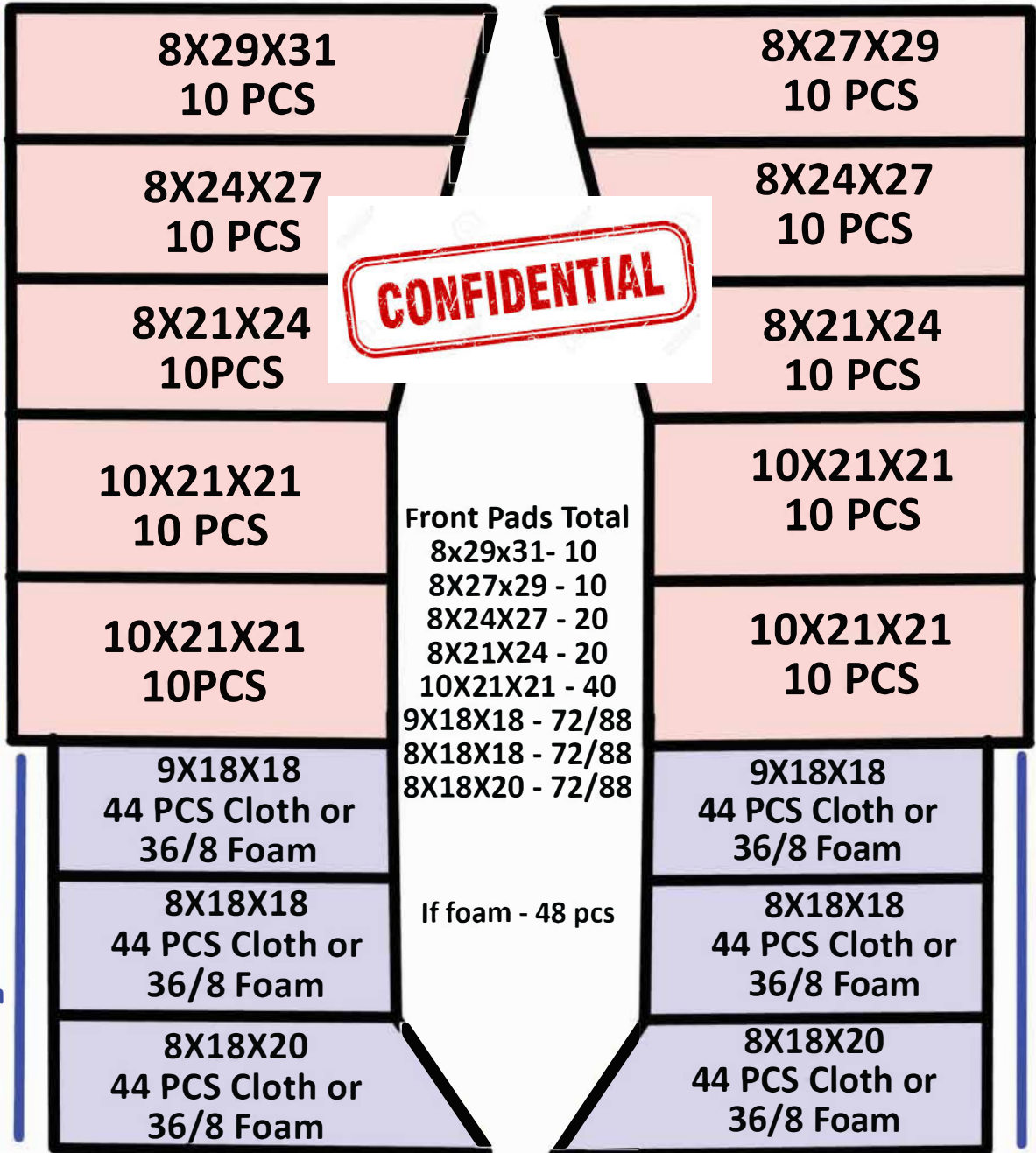
Top to Bottom

Rear Driver

Rear Passenger

44" TOP
HUB
Thin Slot

44" TOP
HUB
Thin Slot



For Quantities Less than 44 Space
Evenly Around Hub

24" LOWER
HUB
without foam
or with

24" LOWER
HUB
without
foam
or with

Car Wash Model C Foam Addition

3K / Current layout on Production Machine

This is the size cloth we will now use on all production and replacement cloth unless otherwise stated.

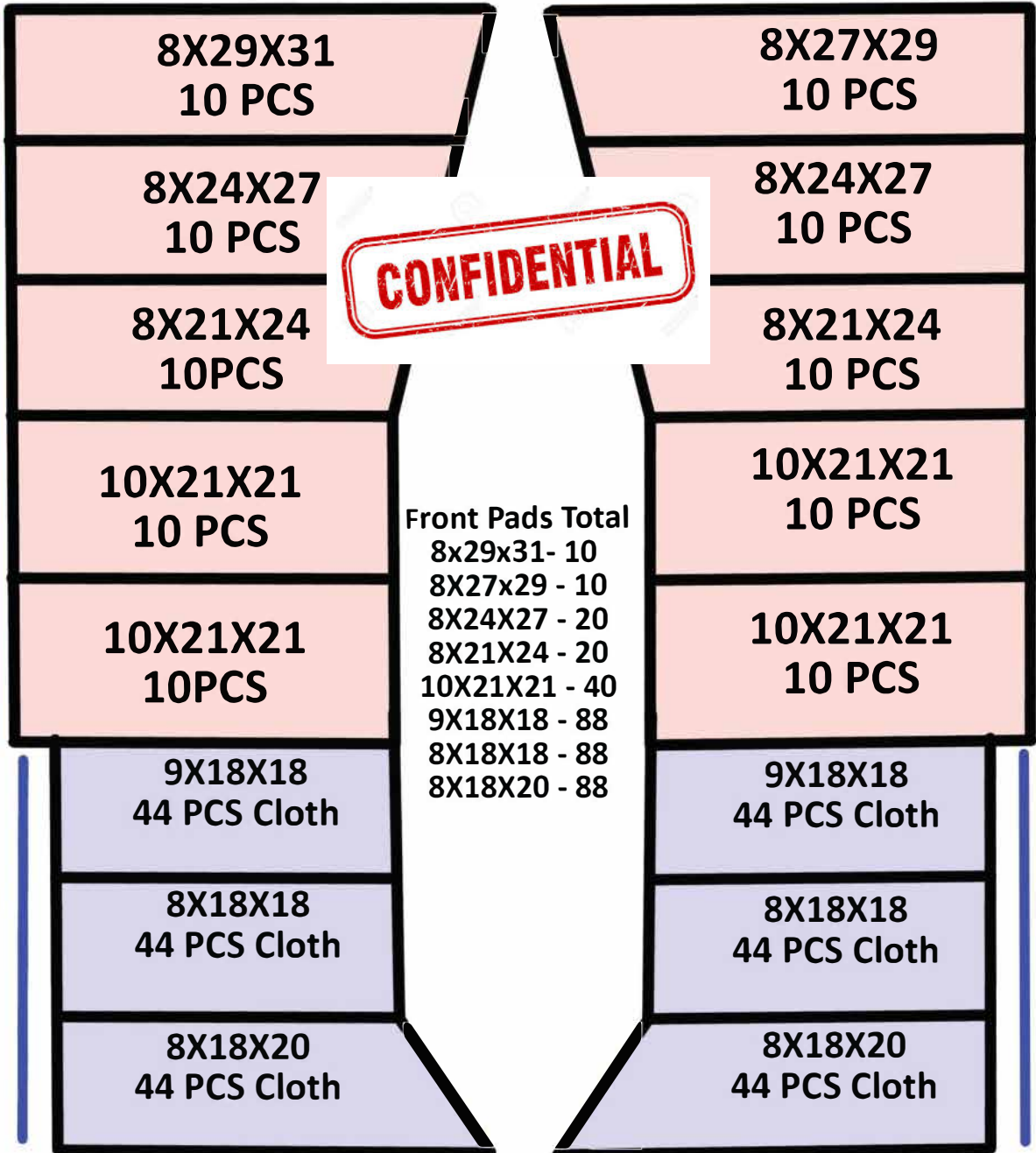
Top to Bottom

Rear Driver

Rear Passenger

44" TOP
HUB
Thin Slot
\$258.72

44" TOP
HUB
Thin Slot
\$258.72

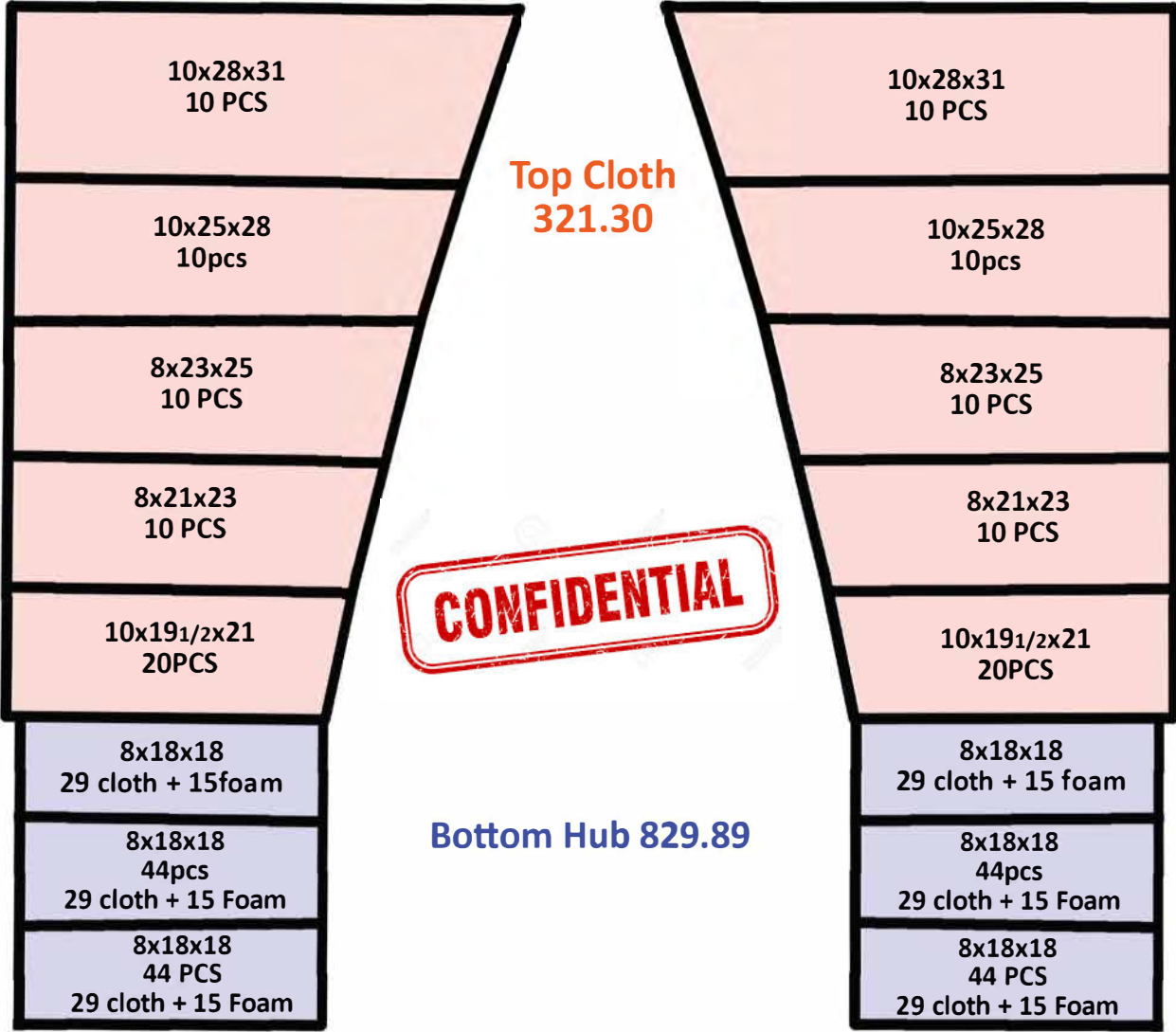


24" LOWER
HUB
w/o foam
\$510.86

24" LOWER
HUB
w/o foam
\$510.86

For Quantities Less than 44 Space
Evenly Around Hub

Flex Wrap 70" Shaft Cloth



70"

70"

CONFIDENTIAL

Flex Wrap Brush Parts

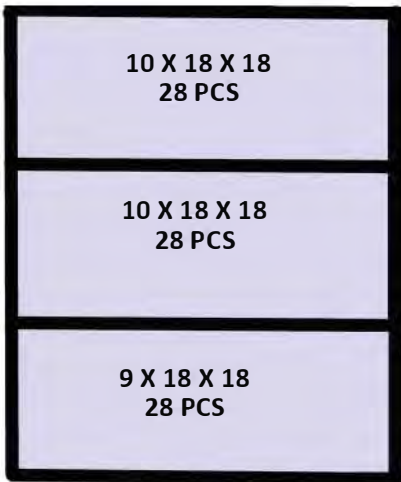
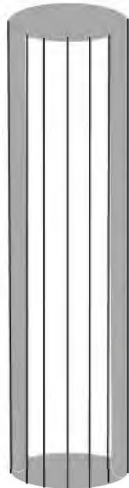
Rocker Brush Diagram

Stand Alone

Attached Rockers are different length cloth

Driver Side

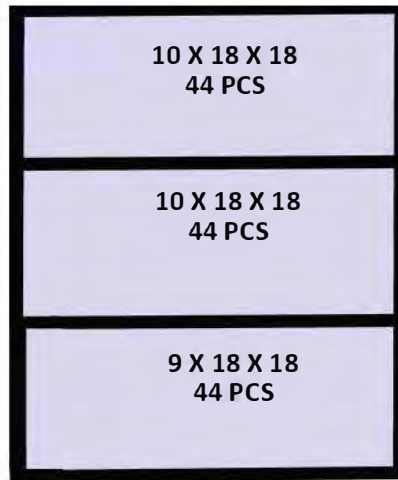

28 PCS
Around



\$385

Passenger Side

44 PCS
Around




\$605

CONFIDENTIAL

Rocker Brush Diagram If attached to frame

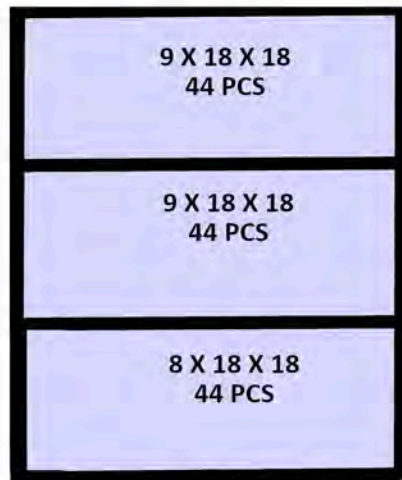

Driver Side

28 PCS
Around



Passenger Side

44 PCS
Around



CONFIDENTIAL

\$605

Car Wash Model B

1988-1996

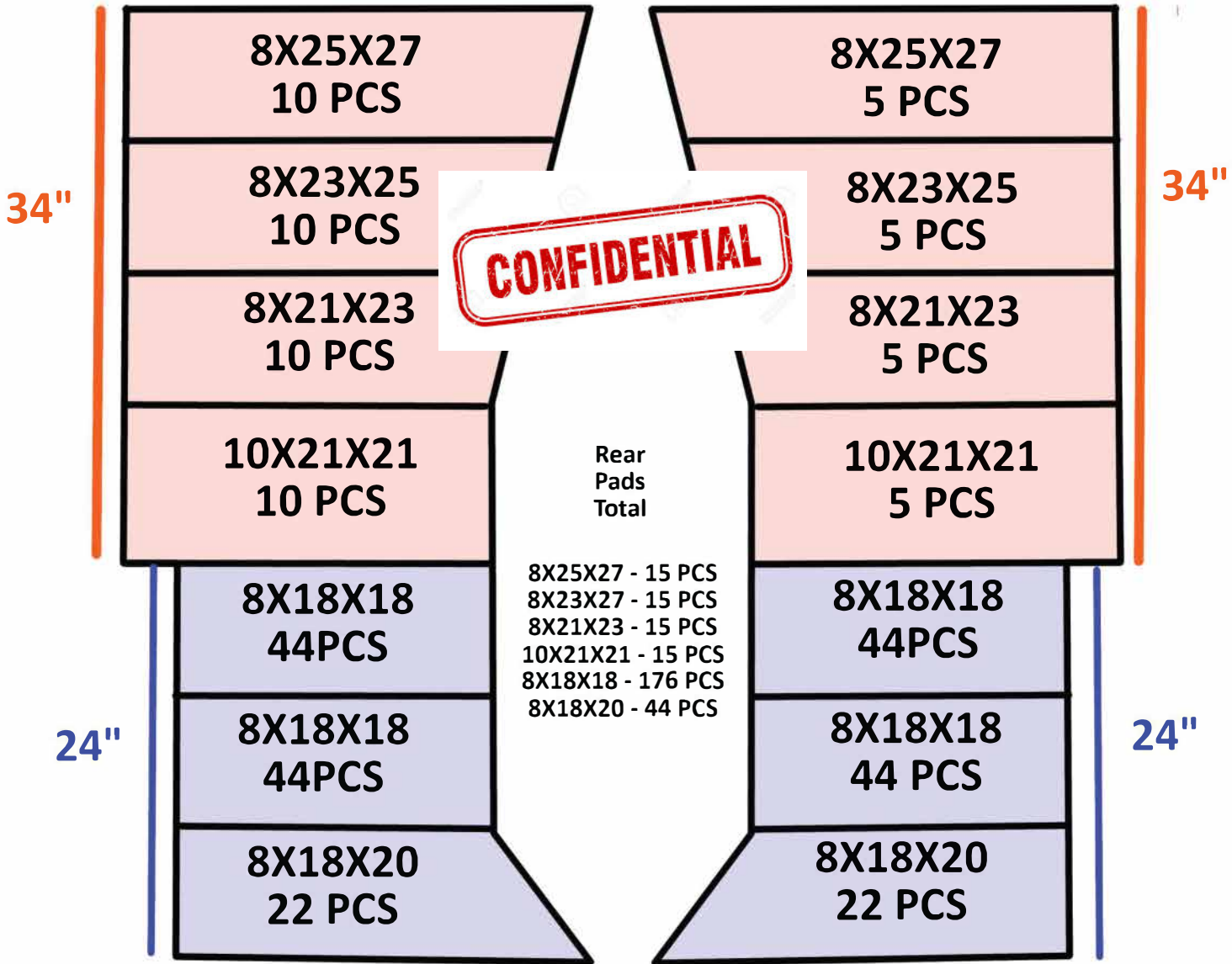
34" Upper Hub

24" Lower Hub

Top To Bottom

Driver Front

Passenger Front



Car Wash Model B

1988-1996

34" Upper Hub

24" Lower Hub

Top To Bottom



Rear Driver

Rear Passenger

